



全漢企業股份有限公司  
2024 H1經營績效法人說明會  
FSP Technology Inc.  
2024 H1 Results Analyst Meeting



# 免責聲明

## Disclaimer

本公司並未發佈財務預測，但本簡報所作有關本公司財務上、業務上、Q&A之說明，若涉及本公司對未來公司經營與產業發展上之見解，可能與未來實際結果存有差異。此差異其造成之原因可能包括市場需求變化、價格波動、競爭行為、國際經濟狀況、匯率波動、上下游供應鏈等其他各種本公司所不能掌握之風險因素。

**No representation or warranty express or implied, is or will be made in or in relation to, and no responsibility or liability is or will be accepted by the Company as to, the accuracy or completeness of the information and any liability therefore is hereby expressly disclaimed.**



# 公司概況 About Us

**全漢企業股份有限公司**

(FSP Group)

**創立於1993年4月**

(Established April, 1993)

**西元2002年在台灣股票上市**

(Listed on Taiwan Stock Exchange in 2002)

**全球前十大交換式電源供應器廠商**

(Position Worldwide Top 10 switching power supplier)

**員工人數 全球約5,300名員工**

(Employee Worldwide Over 5300 persons )



### 願景

成為全球綠色能源解決方案領導者，深入每個人的生活，為環境做出貢獻。

### Vision

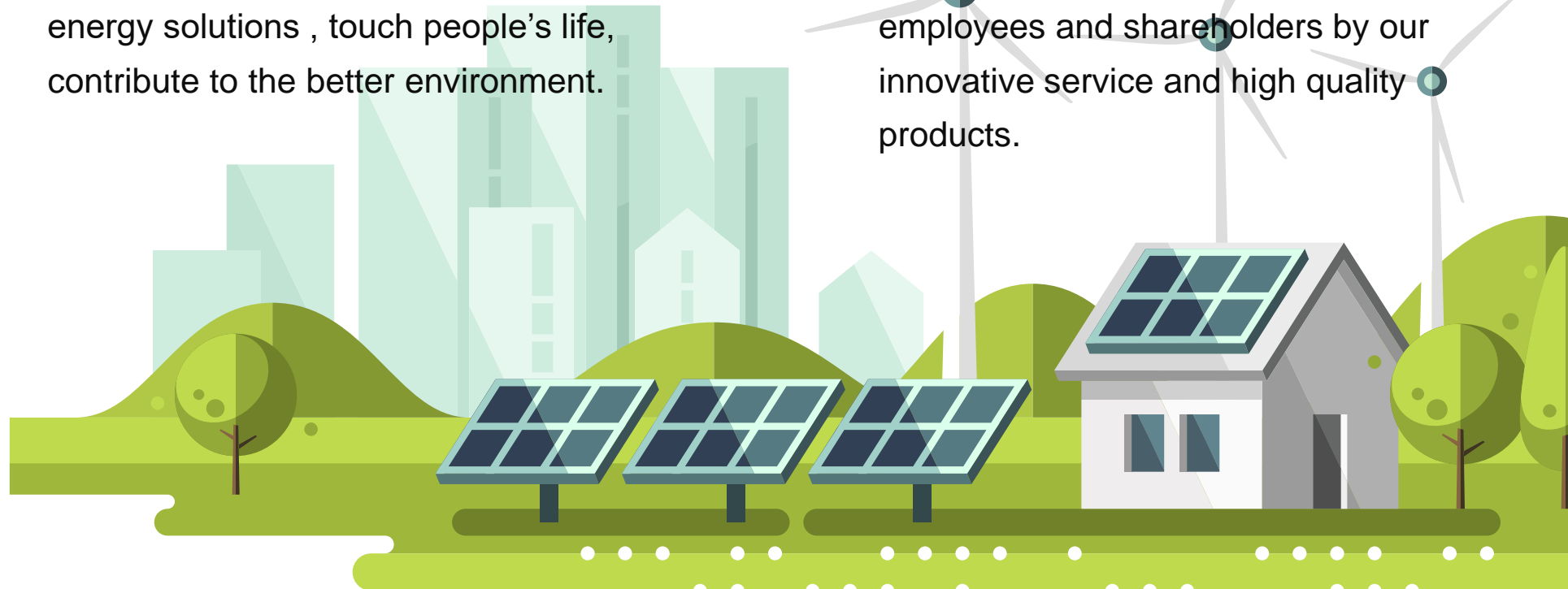
To be the global leading provider of green energy solutions , touch people's life, contribute to the better environment.

### 使命

以創新的服務和優質的產品，為客戶、員工與股東創造最大價值。

### Mission

Providing the best value to customers, employees and shareholders by our innovative service and high quality products.



# 里程碑 FSP Product line Milestones

## 成立FSP Technology

開始投入PC ATX  
電源開發並成為  
Intel策略合作夥伴  
**FSP Technology  
establish**  
PC ATX initial and  
co-design with Intel



1993

2003



與QQE進行策略合作  
開發工業級充電器

**Joint Venture  
with QQE**

Phase Into Industrial Charger

## 投資

**3Y Power Technology**  
使Redundant產品線更加齊全  
**Invested in  
3Y Power Technology**  
Comprehensive  
Redundant Product Lines



2004

2007



併購 **Protek Power**  
擴大醫療電源事業

**Merge Protek Power**  
Enlarge Medical  
Power Business

## 投資

**Voltronic Power**  
進入UPS產品線  
**Joint Venture with  
Voltronic**  
Comprehensive  
UPS Product Lines



2008

2012



成立新能源事業處  
研發能源儲存系統

**Establish New Energy  
Solution BU**  
ESS ( Energy Storage System )

## 創新產品

開發出全球最小的  
65瓦筆電適配器  
**Innovation Product**  
Smallest 65W  
NB Adapter



2016

2017



研發中心大樓落成  
**New R&D Center**

進入5G電源市場  
**Enter the 5G  
Power Market**



2018

2021



桃三廠落成  
**Taiwan Manufacture Site**

越南廠

**Vietnam Manufacture Site**



2023


2024



**IATF 16949 認證**  
充電器產品  
**IATF 16949 Certified  
Charger Product**

# 全方位能源解決方案供應商

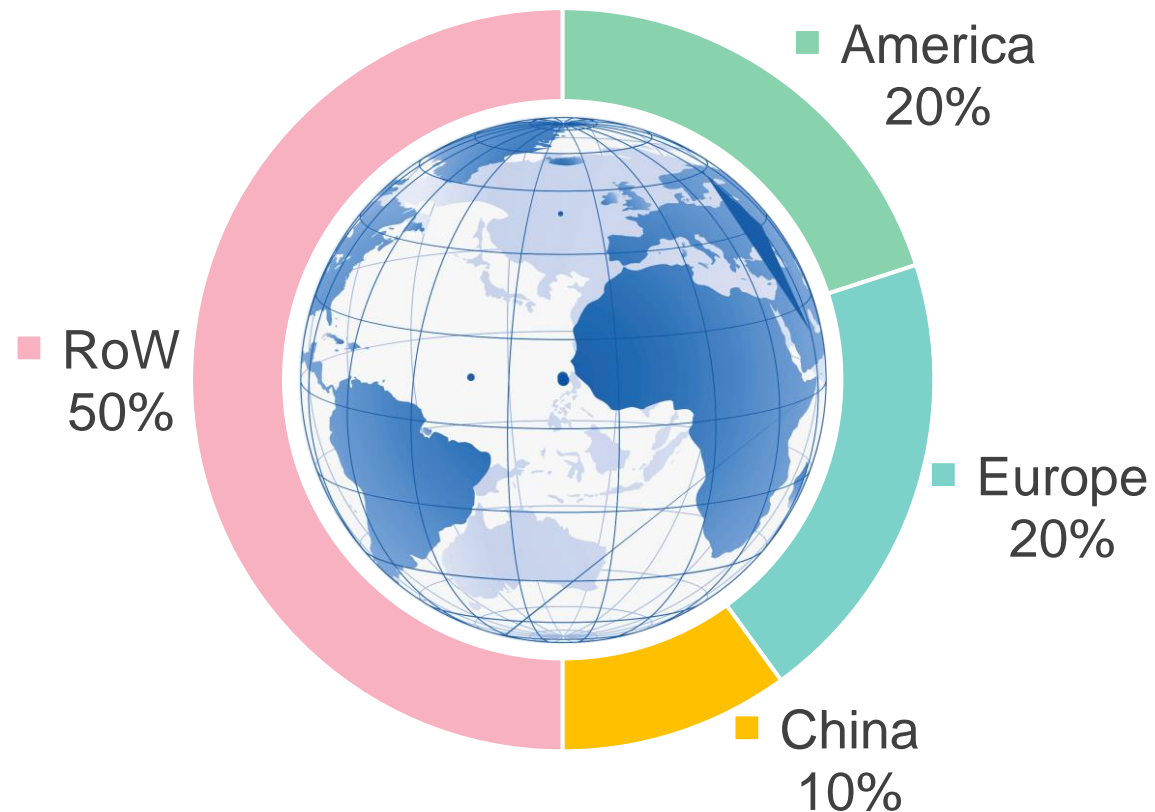
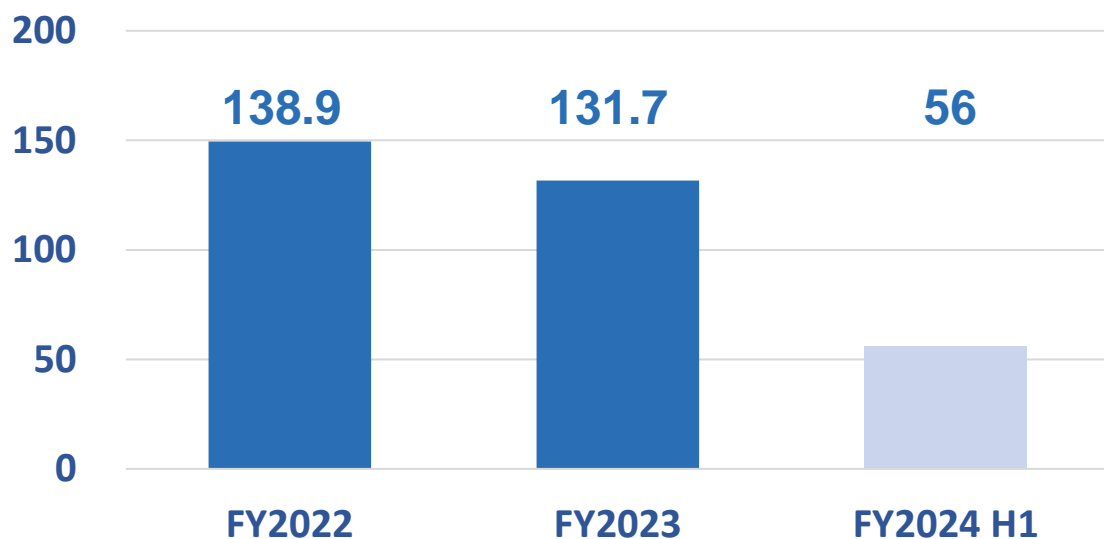
## Power Supply Total Solution Provider



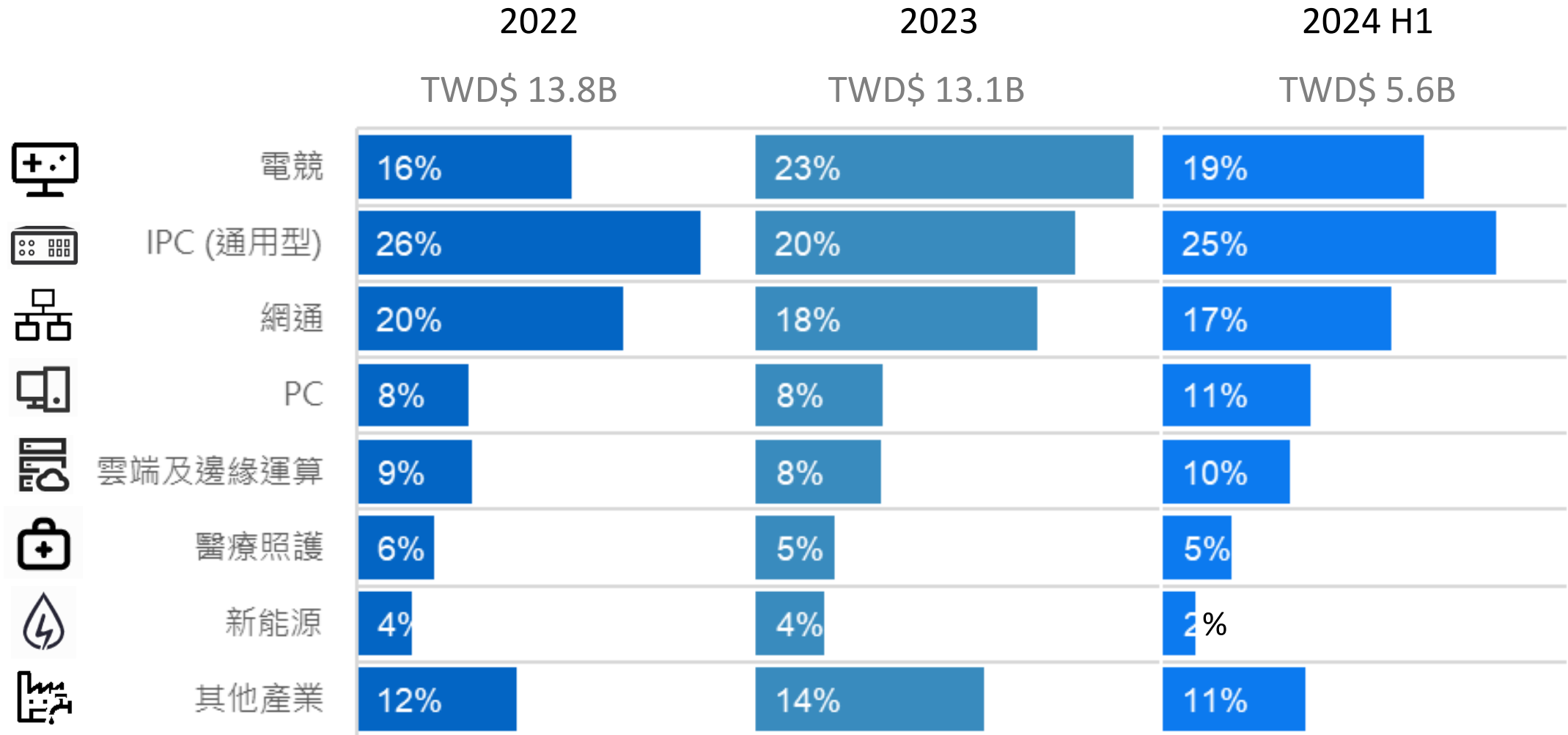
# 區域營收 Revenue by region

**FSP Revenue FY2022 - FY2024 H1**

億 (新台幣)



# Revenue by Application





# 合併綜合損益表

## Consolidated Statements of Comprehensive Income

單位：新台幣仟元  
Unit: NT\$ thousand

	1H 24	1H 23	YoY
營業收入淨額 (Net Sales revenue)	5,604,597	6,827,963	-18%
營業毛利 (Gross profit from operations)	1,001,112	1,177,249	-15%
營業淨利(損) (Net operating income (loss))	49,006	232,070	-79%
營業外收入及支出 (Non-operating income and expenses)	214,583	69,177	210%
稅前淨利(損) (Profit (loss) from continuing operations before tax)	263,589	301,247	-13%
所得稅費用 (Tax expense)	52,651	74,184	-29%
淨利歸屬於母公司業主 (Profit attributable to owners of parent)	196,769	208,896	-6%
基本每股盈餘 (元) (Basic earnings per share)	1.05	1.12	-6%

## 合併財務比率 Financial Ratio

財務比率(%) financial ratio	1H 24	1H 23
毛利率 (Gross margin)	18	17
營業利益率 (Operation income margin)	1	3
稅前淨利率 (Per-tax income margin)	5	4
淨利率 (Profit Margin)	4	3

# 合併業外收支細項

## Non-Operating Profit Breakdown

單位：新台幣仟元  
Unit : NT\$ thousand

	1H 24	1H 23
利息收入 (Interest revenue)	34,522	39,468
政府補助款 (Government grants)	6,264	7,320
退稅款 ( Tax refund)	6,322	4,916
外幣兌換(損)益淨額 (Foreign exchange (loss) gain)	116,341	10,509
其他 (Others )	51,134	6,964
合計 (Total )	214,583	69,177



# 合併資產負債表

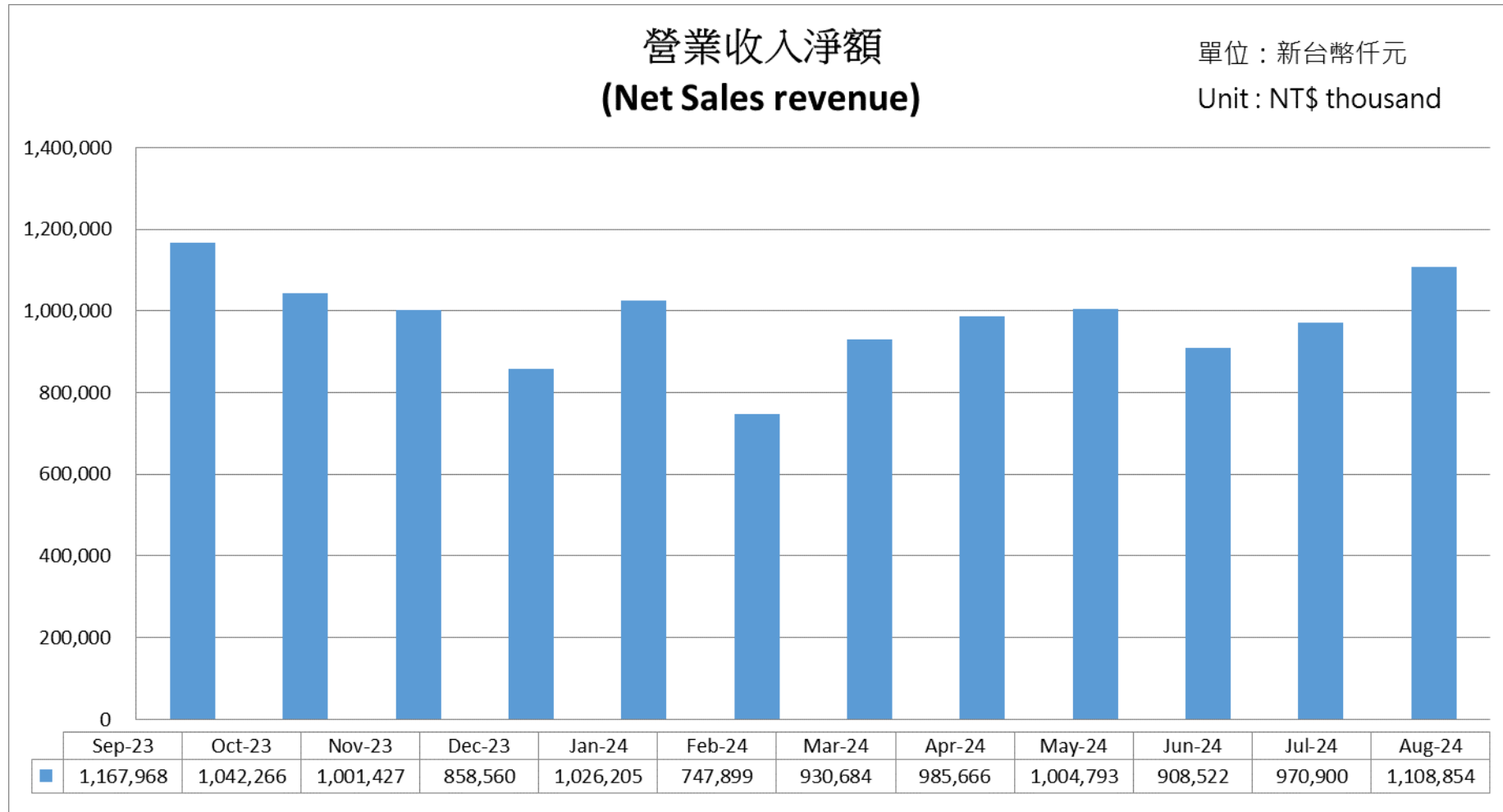
## Consolidated Balance Sheet

單位：新台幣百萬元  
Unit: NT\$ million

	2024/6/30	2023/6/30
現金及約當現金 (Cash and cash equivalents)	3,795	4,275
應收帳款淨額 (Accounts receivable, net)	2,559	3,213
存貨 (Current inventories)	1,993	2,644
流動資產合計 (Total current assets)	10,548	11,674
透過其他綜合損益按公允價值衡量之金融資產-非流動 ( Non-current financial assets at fair value through other comprehensive income)	8,788	7,882
不動產、廠房及設備 ( Property, plant and equipment)	1,578	1,439
非流動資產合計 (Total non-current assets)	11,339	10,306
<b>資產總計 (Total assets)</b>	<b>21,887</b>	<b>21,980</b>
應付帳款 (Accounts payable)	2,559	3,697
流動負債合計 (Total current liabilities)	5,314	6,511
非流動負債合計 (Total non-current liabilities)	318	517
<b>負債總計 (Total liabilities)</b>	<b>5,632</b>	<b>7,028</b>
股本 (Total capital stock)	1,873	1,873
保留盈餘合計 (Total retained earnings)	5,226	4,847
透過其他綜合損益按公允價值衡量之金融資產未實現評價損益 (Unrealised gains (losses) from financial assets measured at fair value through other comprehensive income)	7,970	7,125
歸屬於母公司業主之權益合計 (Total equity attributable to owners of parent)	15,860	14,572
<b>權益總計 (Total equity)</b>	<b>16,255</b>	<b>14,953</b>
每股淨值(元) ( Book Value Per Share)	84.70	77.82

# 採用IFRSs後之月營業收入資訊

## Monthly Net Sales revenue information after adopting IFRSs



**POWER**  
NEVER ENDS